

features

- 240Vac mains switching
- DIN rail mounting option
- Surface mounting option
- Bi-colour LED status indication
- Built-in Short Circuit Isolators
- Visible Address selector switches
- Plug in connectors
- Approved to GEA GEI 1-082 and CEA GEI 1-084

The Morley-IAS MI-D240CMO and MI-D240CMO-DIN control output modules are used with the Morley-IAS intelligent fire alarm control panels to provide management of 240Vac loads.

The modules are loop powered devices controlling an unsupervised double pole relay output with one normally open and one normally closed contact. The output relay is a bistable device, latching in either the on or the off state on command from the fire alarm control panel.

Each module uses one of the ninety-nine possible module addresses available on a loop. It responds to regular polling from the control panel, indicated by a pulsing LED every successful communication. Each module is supplied with a built-in isolator for protection. However, to increase application flexibility individual isolators may be switched out as required.

The modules are supplied in two individual mounting styles. The MI-D240CMO is supplied in a wall mounting enclosure complete with a grounding terminal. The MI-D240CMO-DIN is designed to mount on to standard 35mm "tophat" style DIN rail and is required to be installed within a suitable enclosure.

To help engineers in the maintenance and fault finding process, both the LEDs and the address switches can be viewed without having to remove the cover of the mounting box. The LEDs, being multi colour, provide diagnostic information regarding the status of the output. For ease of installation, testing and maintenance, the field wiring terminals are of a plug in design.




Charles Avenue, Burgess Hill
West Sussex, RH15 9UF
United Kingdom

Tel: +44 (0) 1444 23 55 56
Fax: +44 (0) 1444 25 44 10
Email: sales@morleyias.co.uk
www.morley-ias.co.uk

A Honeywell Company

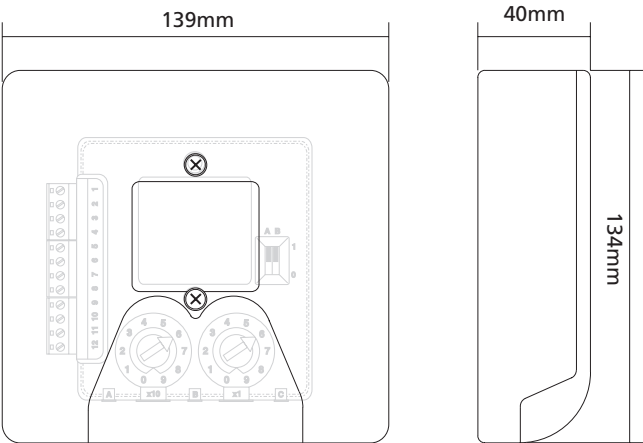
MI-D240CMO MI-D240CMO-DIN Addressable Output Modules Data Sheet

We reserve the right to amend any design or specification in line with our policy of continuing development and improvement. © Morley-IAS Fire Systems 2003.



mechanical

Dimensions	(H x W x D)
MI-D240CMO	134 x 139 x 40 mm
MI-D240CMO-DIN	76 x 125 x 48 mm
Weight	200 g
Operating Temperature	-20 °C to +60 °C
Relative Humidity	0 to 95% maximum non-condensing

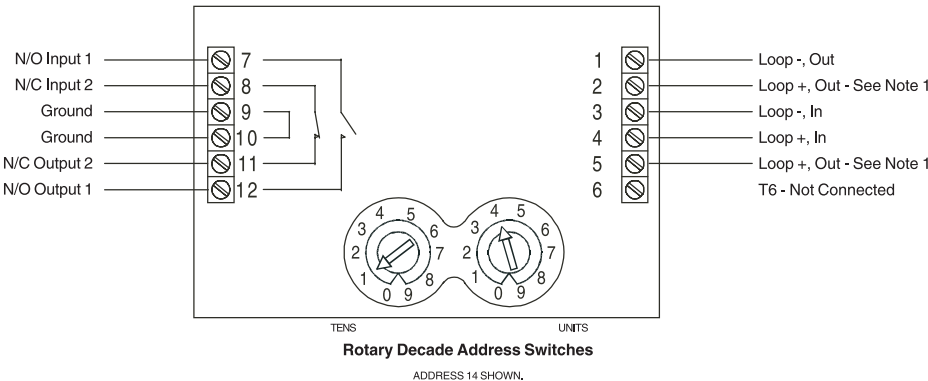


electrical

Operating voltage	15 to 30 Vdc
Standby current	
No comms	275µA at 24 Vdc maximum
1 comms every 5 seconds with LED blink	445µA at 24 Vdc maximum
Terminal Wire	1.5 mm2 maximum
Output Rating	5A at 30 Vdc, resistive load. 5A at 240 Vac, resistive load.

part numbers

MI-D240CMO	240Vac wall mounting output module
MI-D240CMO-240	240Vac DIN mounting output module



- Notes:**
1. If short circuit isolation is not required, then the loop output should be wired to terminal 5 rather than terminal 2. Terminal 5 is internally connected directly to terminal 4.
 2. In order to meet the requirements of European Safety Standards, ensure that all cables carrying voltages in excess of 48V (Live and Neutral) are suitably fused.

local distributor

Every care has been taken in the preparation of this data sheet but no liability can be accepted for the use of information therein. Design features may be changed or ammended without prior notice.